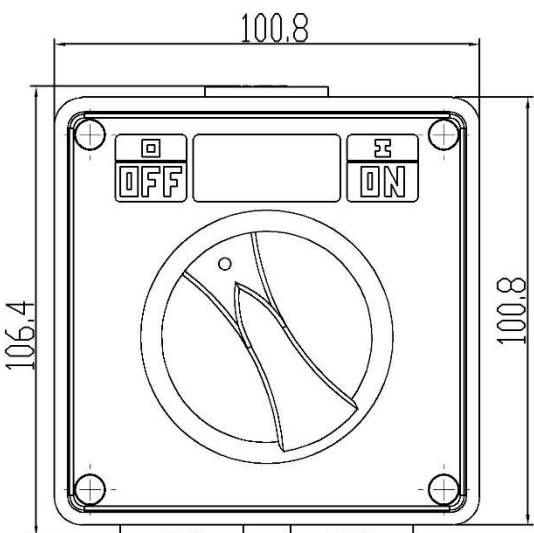
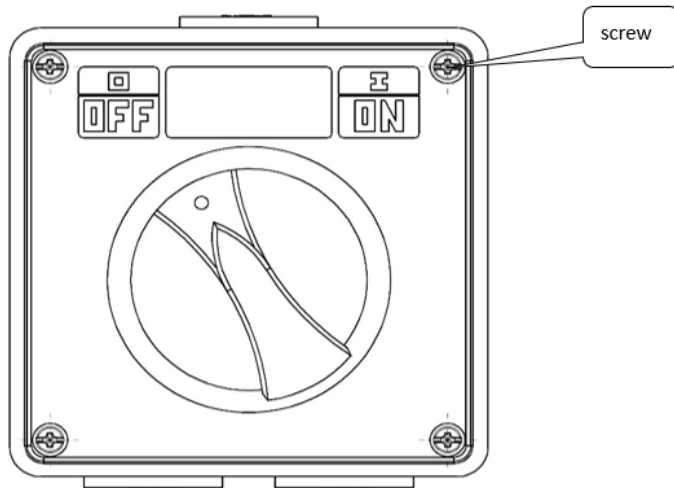


PRODUCT / RANGE:	4Cabling Industrial Rotary Switches	
Models	040.000.0198 040.000.0199 040.000.0134 040.000.0200	
Measurements	100.8 x 100.8 x 101 mm	
Type	W/P switch	
Operating Voltage / Rating Current	040.000.0198 250V 10A 50Hz 040.000.0199 250V 16A 50Hz 040.000.0134 250V 20A 50Hz 040.000.0200 250V 32A 50Hz	
Usage	Industrial areas subject to wash-down; outside	
IP Rating	IP66	

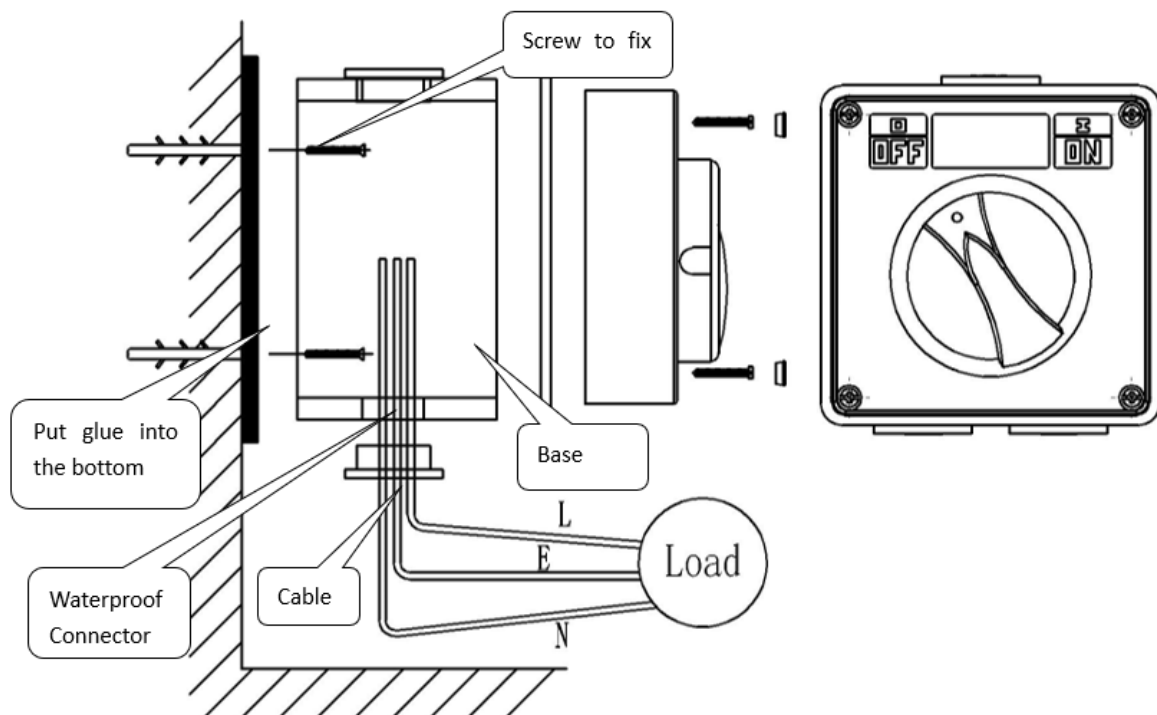
Model No	Voltage	Amp	No of Pins	Cable Entry diameter	Terminal Capacity
040.000.0198	250V	10A	4	Min: 7mm Max: 24mm	Min: 1mm ² Max: 4mm ² (QC) 6mm ² (Screwed)
040.000.0199	250V	16A	4		
040.000.0134	250V	20A	4		
040.000.0200	250V	32A	4	Min: 9mm Max: 24mm	Min: 2.5mm ² Max: 6mm ²

INSTALLATION METHOD

1. Remove the four screws and the cover. See the diagram below.

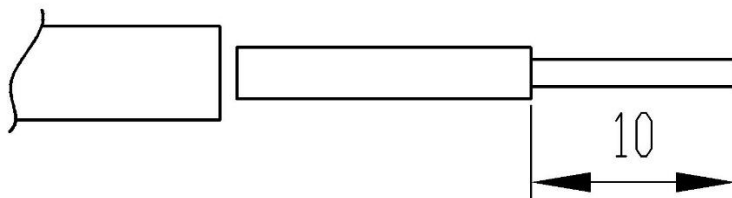


2. Install the base as below, tightening the four screws and using glue to seal.




3. Remove the sheath per below and press the jacket tightly.


Stripping Dimensions
(actual size in mm)



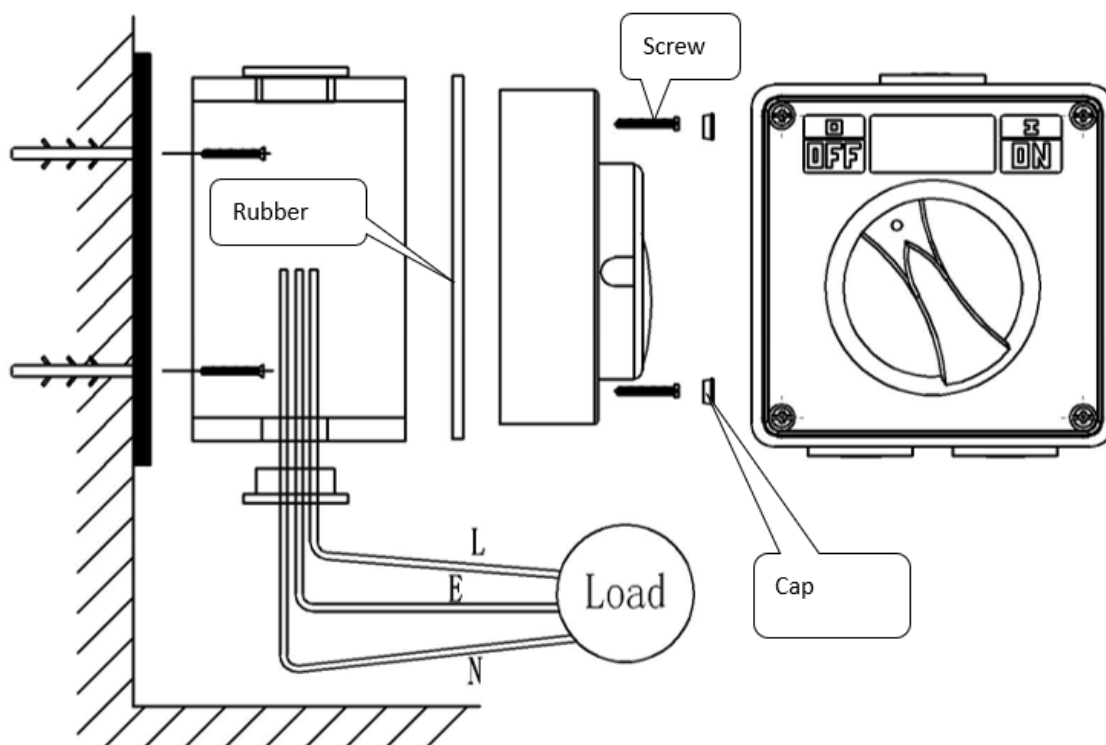
4. Wire as indicated below. C = input Active, Marking 1 = Active terminal.



5. T2 = input, L2 for matching T2



6. Put on the top cover, screw on the screws and caps.



Disclaimers:

- This product must be installed by a licensed electrician.
- Avoid direct product contact with corrosive liquids and gases, such as alkaline, acid, and paint, as these will cause damage to the product.
- This product cannot be repaired; do not attempt to repair this product. If the product is faulty, it should be disposed of safely.
- This product should not be disposed of with household waste. Please recycle where facilities exist. Check with your local authority or retailer for recycling advice.
- The material of this product may vary in colour from batch to batch. Colour matching from one batch to another cannot be guaranteed.
- Electrical installations periodically receive transient over voltages; this product has been designed to minimise the effect of such voltages on the connected equipment. However, please note that this product may not give full protection for extreme overvoltage transients, such as those resulting from a close lightning strike.
- Cable wiring of different voltage systems, such as Low Voltage and SELV cables, cannot share the same conduit.
- This product must be installed and used as per these instructions.
- This product utilises intellectual property in the form of registered designs, trademarks, and/or patents. Such intellectual property remains the property of 4Cabling in all cases.
- 4Cabling reserves the right to modify the specification of this product at any time.