





















PRODUCT / RANGE:	4Cabling Industrial Extension Sockets Round Pins	
Models	Straight: 040.000.0131 - 133 040.000.0182 - 183 040.000.0271 - 273 040.000.0184 - 185 Angle: 040.000.0188 - 197	
Measurements	Straight: 191 x 91 mm Angle: 175 x 141 mm	
Type	W/P extension socket	
Operating Voltage	500V AC 50HZ	
Rating Current	10A/20A/32A/40A/50A	
Pins	Round	
Conductor Outer Diameter (mm)	Min 14.6 Max 26.5	
Usage	Industrial areas subject to wash-down; outside	
IP Rating	IP66	

Item Code	Volts	Amp	Pin No.	Cable Entry ϕ	Terminal Capacity	Socket Conf
040.000.0131	500V	10A	4	Min: 7mm	Min: 1mm ²	
040.000.0132	500V	20A	4	Max: 16.4mm	Max: 4mm ² (QC) 6mm ² (Screwed)	
040.000.0133	500V	32A	4	small cable seal: Min: 9mm Max: 18mm	small cable seal: Min: 2.5mm ² Max: 6mm ²	
040.000.0182	500V	40A	4	large cable seal: Min: 18mm Max: 29mm	large cable seal: Min: 6mm ² Max: 25mm ²	
040.000.0183	500V	50A	4			
040.000.0271	500V	10A	5	Min: 7mm	Min: 1mm ²	
040.000.0272	500V	20A	5	Max: 16.4mm	Max: 4mm ² (QC) 6mm ² (Screwed)	
040.000.0273	500V	32A	5	small cable seal: Min: 9mm Max: 18mm	small cable seal: Min: 2.5mm ² Max: 6mm ²	
040.000.0184	500V	40A	5	large cable seal: Min: 18mm Max: 29mm	large cable seal: Min: 6mm ² Max: 25mm ²	
040.000.0185	500V	50A	5			

Item Code	Volts	Amp	Pin No.	Cable Entry ϕ	Terminal Capacity	Socket Conf
040.000.0188	500V	10A	4	Min: 7mm	Min: 1mm ²	
040.000.0189	500V	20A	4	Max: 16.4mm	Max: 4mm ² (QC) 6mm ² (Screwed)	
040.000.0190	500V	32A	4	small cable seal: Min: 9mm Max: 18mm	small cable seal: Min: 2.5mm ² Max: 6mm ²	
040.000.0191	500V	40A	4	large cable seal: Min: 18mm Max: 29mm	large cable seal: Min: 6mm ² Max: 25mm ²	
040.000.0192	500V	50A	4			
040.000.0193	500V	10A	5	Min: 7mm	Min: 1mm ²	
040.000.0194	500V	20A	5	Max: 16.4mm	Max: 4mm ² (QC) 6mm ² (Screwed)	
040.000.0195	500V	32A	5	small cable seal: Min: 9mm Max: 18mm	small cable seal: Min: 2.5mm ² Max: 6mm ²	
040.000.0196	500V	40A	5	large cable seal: Min: 18mm Max: 29mm	large cable seal: Min: 6mm ² Max: 25mm ²	
040.000.0197	500V	50A	5			

4Cabling Industrial switchgear has an extensive range of IP66 industrial strength power plugs that comply with Australian Standards. Suitable for dusty or wet conditions.

Available in both straight or angle versions, they are made with high impact resistant materials. These plugs also have a transparent polycarbonate body in their design that allows instant examination of connections. They can be unscrewed and tightened with ease, even when hands are gloved.

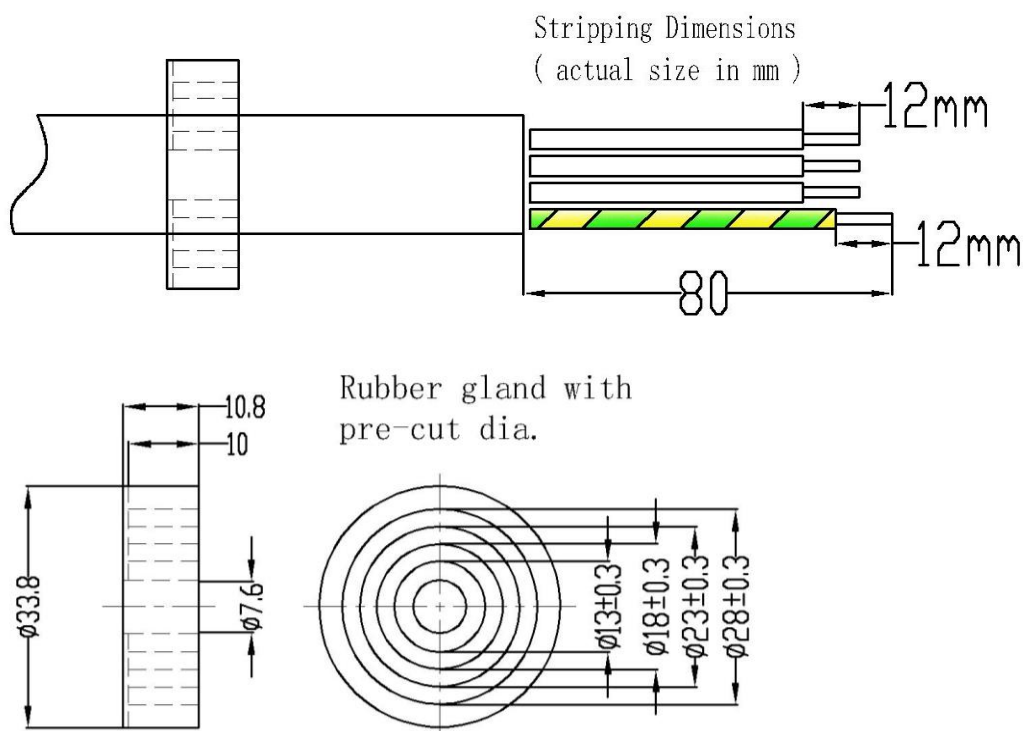
Head screws made of stainless steel for corrosion resistance and can be tightened or unscrewed easily.

NOTES

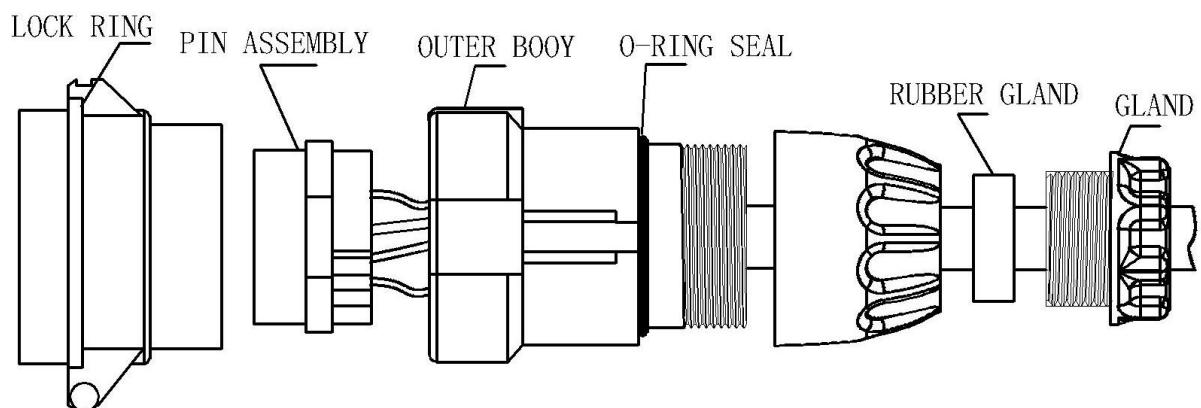
- Double check all terminal screws are tight and wires are fitted to the correct terminals, as marked on the product.
- Ensure the cable clamp screw is sufficiently tightened so that the cable clamp firmly grips the outer sheathing of the flexible cord.
- Ensure all screws are tightened fully and seals are in place to maintain IP rating.
- The plug must be fully inserted into a suitable socket-outlet to maintain its IP Rating.

ASSEMBLY STEPS

1. Remove the sheath and press the jacket tightly. See diagrams below.




2. Assemble the following per the diagram below, being careful of seal direction.



3. Connect the wires.

- a. L1, L2 and L3 connect phase lines.
- b. Connect the BLACK or BLUE wire to terminal marked N tightly.
- c. Tighten the clamp screw to ensure the cable is clamped tightly.
- d. Finish checking all the terminals to ensure all are clamped tightly.



Disclaimers:

- This product must be installed by a licensed electrician.
- Avoid direct product contact with corrosive liquids and gases, such as alkaline, acid, and paint, as these will cause damage to the product.
- This product cannot be repaired; do not attempt to repair this product. If the product is faulty, it should be disposed of safely.
- This product should not be disposed of with household waste. Please recycle where facilities exist. Check with your local authority or retailer for recycling advice.
- The material of this product may vary in colour from batch to batch. Colour matching from one batch to another cannot be guaranteed.
- Electrical installations periodically receive transient over voltages; this product has been designed to minimise the effect of such voltages on the connected equipment. However, please note that this product may not give full protection for extreme overvoltage transients, such as those resulting from a close lightning strike.
- Cable wiring of different voltage systems, such as Low Voltage and SELV cables, cannot share the same conduit.
- This product must be installed and used as per these instructions.

- This product utilises intellectual property in the form of registered designs, trademarks, and/or patents. Such intellectual property remains the property of 4Cabling in all cases.
- 4Cabling reserves the right to modify the specification of this product at any time.